



# Quick-Lift Rail

**QLR 125i**



Lifts up to 125 kg

**Intelligent lifting devices that meet high demands for ergonomics, working environment, safety and efficiency**

**Outstanding balancing mode**  
– independent of load

**Increased flexibility**  
– easier to integrate more safe end effector functions

**Unbeatable precision**  
– unique responsiveness provides efficient handling

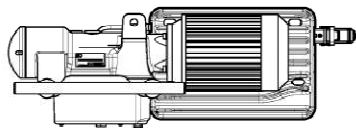
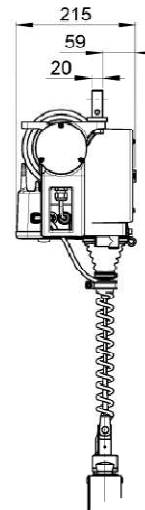
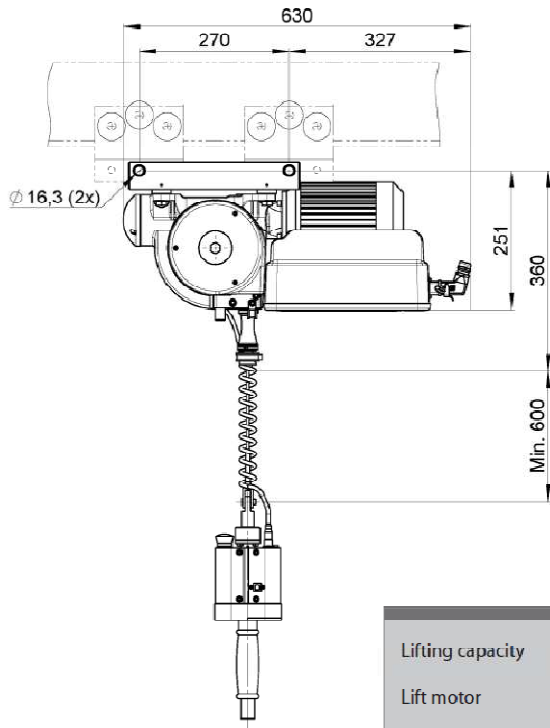
**Cost effective**  
– increased accessibility, reduced energy consumption, long durability

**Improved PC software**  
– simplifies lift configuration





# QL R 125i



Lifting capacity	Max 125 kg
Lift motor	Stepless servo-controlled asynchronous motor
Unit weight	28 kg
Manoeuvring	Manoeuvring is done by using KAHLMAN's patented manoeuvring handle or balancing mode. Both options sense the operator's hand/arm movement and give a very exact and smooth speed control. Only a force equivalent to 20 gram is needed to engage the up/down motion. When the operator let go of the handle or object, the up/down motion is immediately stopped.
Power supply	230V, 50-60 Hz, 1-phase with ground protection, 10A
Stroke length	2,7 meter
Suspension	The QL R 125i can be mounted in the most common rail systems. Existing rail systems can often be used.
Gripping device	Grippers are designed to fit customer's need. Intelligent I/O signals are available for optimum functionality. Easy accessible USB communication as standard.

Quick-Lift System Arm = QLA35i, QLA75i, QLA125i, QLA300 – Quick-Lift Rail = QLR125i,  
35 kg = 75 lbs, 75 kg = 165 lbs, 125 kg = 275 lbs, 300 kg = 660 lbs.

**Jenalex Inc**  
Email: [info@jenalex.ca](mailto:info@jenalex.ca)  
Web: [www.jenalex.ca](http://www.jenalex.ca)

3266 Yonge Street, # 1711  
Fx: 416-485-7417  
[www.quick-lift.ca](http://www.quick-lift.ca)

Toronto, ON M4N 3P6  
Ph: 416-485-9487  
Ph: 800-JENALEX (536-2539)